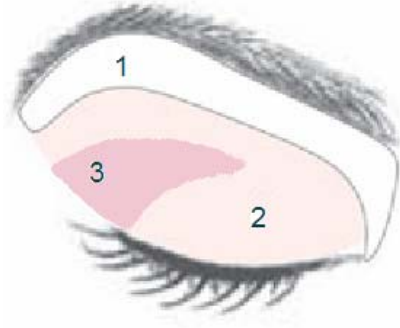


Asian Eyes

These eyes are referred to as a single or vanishing eyelid—appearing as a flat surface when closed due to a lack of a natural crease



1. Highlighter shade: Apply to brow bone starting at the inner corner of the eye and sweeping up and out along the brow. Apply along lower lashline.
2. Midtone shade: Apply to the entire lid, blending into the highlighter shade.
3. Accent shade: Apply in the crease starting at the outer corner of the eye and finishing two-thirds of the way toward the inner eye. You want to keep the inner eye area lighter and emphasize the crease with a darker shade to help create the illusion of more of an eyelid.
4. Eyeliner: Glide on a thin line from corner to corner of upper lashline. A lighter shade of eyeliner or eye color applied wet can be used on the lower lashes to help the eyes appear more open. Smudge liner with darkest shadow, if desired.
5. Mascara: Apply to upper and (if desired) lightly to lower lashes.



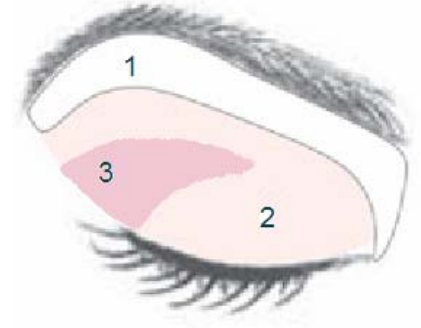
Created by Kellie Hammett, Ind. Sales Director

Asian Eyes

These eyes are referred to as a single or vanishing eyelid—appearing as a flat surface when closed due to a lack of a natural crease



1. Highlighter shade: Apply to brow bone starting at the inner corner of the eye and sweeping up and out along the brow. Apply along lower lashline.
2. Midtone shade: Apply to the entire lid, blending into the highlighter shade.
3. Accent shade: Apply in the crease starting at the outer corner of the eye and finishing two-thirds of the way toward the inner eye. You want to keep the inner eye area lighter and emphasize the crease with a darker shade to help create the illusion of more of an eyelid.
4. Eyeliner: Glide on a thin line from corner to corner of upper lashline. A lighter shade of eyeliner or eye color applied wet can be used on the lower lashes to help the eyes appear more open. Smudge liner with darkest shadow, if desired.
5. Mascara: Apply to upper and (if desired) lightly to lower lashes.



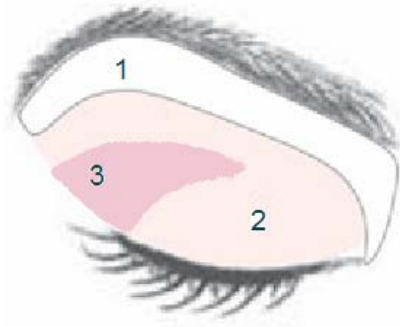
Created by Kellie Hammett, Ind. Sales Director

Asian Eyes

These eyes are referred to as a single or vanishing eyelid—appearing as a flat surface when closed due to a lack of a natural crease



1. Highlighter shade: Apply to brow bone starting at the inner corner of the eye and sweeping up and out along the brow. Apply along lower lashline.
2. Midtone shade: Apply to the entire lid, blending into the highlighter shade.
3. Accent shade: Apply in the crease starting at the outer corner of the eye and finishing two-thirds of the way toward the inner eye. You want to keep the inner eye area lighter and emphasize the crease with a darker shade to help create the illusion of more of an eyelid.
4. Eyeliner: Glide on a thin line from corner to corner of upper lashline. A lighter shade of eyeliner or eye color applied wet can be used on the lower lashes to help the eyes appear more open. Smudge liner with darkest shadow, if desired.
5. Mascara: Apply to upper and (if desired) lightly to lower lashes.



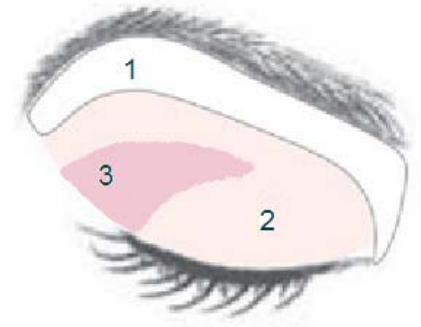
Created by Kellie Hammett, Ind. Sales Director

Asian Eyes

These eyes are referred to as a single or vanishing eyelid—appearing as a flat surface when closed due to a lack of a natural crease



1. Highlighter shade: Apply to brow bone starting at the inner corner of the eye and sweeping up and out along the brow. Apply along lower lashline.
2. Midtone shade: Apply to the entire lid, blending into the highlighter shade.
3. Accent shade: Apply in the crease starting at the outer corner of the eye and finishing two-thirds of the way toward the inner eye. You want to keep the inner eye area lighter and emphasize the crease with a darker shade to help create the illusion of more of an eyelid.
4. Eyeliner: Glide on a thin line from corner to corner of upper lashline. A lighter shade of eyeliner or eye color applied wet can be used on the lower lashes to help the eyes appear more open. Smudge liner with darkest shadow, if desired.
5. Mascara: Apply to upper and (if desired) lightly to lower lashes.



Created by Kellie Hammett, Ind. Sales Director