

Snowman Soup

Was told you've been so good this year
Always glad to hear it!
With freezing weather drawing near
You'll need to warm the spirit.
So here's a little Snowman Soup...
Complete with all the fixings
Add hot water, stir with the cane--
The flavor's in the mixing!
Then as you sip and enjoy your treat
Take time to treat your hands and feet
You deserve it because it's clear
You've been really good this year.

Designed by QT Office. 

MERRY CHRISTMAS

Snowman Soup

Was told you've been so good this year...
Always glad to hear it!
With freezing weather drawing near
You'll need to warm the spirit.
So here's a little Snowman Soup...
Complete with all the fixings
Add hot water, stir with the cane--
The flavor's in the mixing!
Then as you sip and enjoy your treat
Take time to treat your hands and feet
You deserve it because it's clear
You've been really good this year.

Designed by QT Office. 

MERRY CHRISTMAS

Snowman Soup

Was told you've been so good this year
Always glad to hear it!
With freezing weather drawing near
You'll need to warm the spirit.
So here's a little Snowman Soup...
Complete with all the fixings
Add hot water, stir with the cane--
The flavor's in the mixing!
Then as you sip and enjoy your treat
Take time to treat your hands and feet
You deserve it because it's clear
You've been really good this year.

Designed by QT Office. 

MERRY CHRISTMAS

Snowman Soup

Was told you've been so good this year
Always glad to hear it!
With freezing weather drawing near
You'll need to warm the spirit.
So here's a little Snowman Soup...
Complete with all the fixings
Add hot water, stir with the cane--
The flavor's in the mixing!
Then as you sip and enjoy your treat
Take time to treat your hands and feet
You deserve it because it's clear
You've been really good this year.

Designed by QT Office. 

MERRY CHRISTMAS

The Snowman Soup

- 1 package hot chocolate mix
- 3 Hershey Kisses
- 10 or so mini marshmallows
- 1 candy cane

Merry Christmas


(Put items in a colored plastic wrap, tied up in a pretty bow).

The poem is on attached "Recipe" card. Print it out on card stock.

The "Package":

Get a pretty Holiday or Winter mug and tuck some shred in the bottom.

Add the "Soup Mix" and tuck in a tube of Energizing Foot & Leg Treatment or hand cream. Punch a hole in a corner of the attached "recipe" card and tie to the handle of the mug. You can put it in cellophane and tie up with a pretty bow, if you want.

Designed by QT Office. 

The Snowman Soup

- 1 package hot chocolate mix
- 3 Hershey Kisses
- 10 or so mini marshmallows
- 1 candy cane

Merry Christmas


(Put items in a colored plastic wrap, tied up in a pretty bow).

The poem is on attached "Recipe" card. Print it out on card stock.

The "Package":

Get a pretty Holiday or Winter mug and tuck some shred in the bottom.

Add the "Soup Mix" and tuck in a tube of Energizing Foot & Leg Treatment or hand cream. Punch a hole in a corner of the attached "recipe" card and tie to the handle of the mug. You can put it in cellophane and tie up with a pretty bow, if you want.

Designed by QT Office. 

The Snowman Soup

- 1 package hot chocolate mix
- 3 Hershey Kisses
- 10 or so mini marshmallows
- 1 candy cane

Merry Christmas


(Put items in a colored plastic wrap, tied up in a pretty bow).

The poem is on attached "Recipe" card. Print it out on card stock.

The "Package":

Get a pretty Holiday or Winter mug and tuck some shred in the bottom.

Add the "Soup Mix" and tuck in a tube of Energizing Foot & Leg Treatment or hand cream. Punch a hole in a corner of the attached "recipe" card and tie to the handle of the mug. You can put it in cellophane and tie up with a pretty bow, if you want.

Designed by QT Office. 

The Snowman Soup

- 1 package hot chocolate mix
- 3 Hershey Kisses
- 10 or so mini marshmallows
- 1 candy cane

Merry Christmas


(Put items in a colored plastic wrap, tied up in a pretty bow).

The poem is on attached "Recipe" card. Print it out on card stock.

The "Package":

Get a pretty Holiday or Winter mug and tuck some shred in the bottom.

Add the "Soup Mix" and tuck in a tube of Energizing Foot & Leg Treatment or hand cream. Punch a hole in a corner of the attached "recipe" card and tie to the handle of the mug. You can put it in cellophane and tie up with a pretty bow, if you want.

Designed by QT Office. 

Snowman Soup

Was told you've been really good this year, always glad to hear it! With freezing weather drawing near, you'll need to warm the spirit! So here's a little snowman soup, complete with stirring stick. Add hot water and sip it slow, it's sure to do the trick! And while the winter grips the land, it's awfully hard on feet and hands. So soothe your skin with Mary Kay®, and have yourself an awesome day!

Our #1 Holiday Gift

This unique gift set is the perfect gift for any occasion. Great for Teacher's day, Day care Providers, Ministers, Postal Carriers, Co-Workers, Coaches, or Unexpected Holiday Guests.

How to make a Snowman Soup:

- 16 oz. Cappuccino Mug*
- 2 pkg. Gourmet Hot Chocolate Mix
- 1 pkg. Miniature Marshmallow
- 3-4 Hershey's Kisses
- Your choice of Moisturizing Shave Cream, Private Spa Collection Satin Hands Cream, or Mint Bliss Energizing Lotion for Feet & Legs

Snowman Soup Gift Set: \$20



*Mug colors may vary