

The Snowman Soup

- 1 package hot chocolate mix
- 3 Hershey Kisses
- 10 or so mini marshmallows
- 1 candy cane

Merry Christmas


(Put items in a colored plastic wrap, tied up in a pretty bow).

The poem is on attached "Recipe" card. Print it out on card stock.

The "Package":

Get a pretty Holiday or Winter mug and tuck some shred in the bottom.

Add the "Soup Mix" and tuck in a tube of Energizing Foot & Leg Treatment or hand cream. Punch a hole in a corner of the attached "recipe" card and tie to the handle of the mug. You can put it in cellophane and tie up with a pretty bow, if you want.

Designed by QT Office. 

The Snowman Soup

- 1 package hot chocolate mix
- 3 Hershey Kisses
- 10 or so mini marshmallows
- 1 candy cane

Merry Christmas


(Put items in a colored plastic wrap, tied up in a pretty bow).

The poem is on attached "Recipe" card. Print it out on card stock.

The "Package":

Get a pretty Holiday or Winter mug and tuck some shred in the bottom.

Add the "Soup Mix" and tuck in a tube of Energizing Foot & Leg Treatment or hand cream. Punch a hole in a corner of the attached "recipe" card and tie to the handle of the mug. You can put it in cellophane and tie up with a pretty bow, if you want.

Designed by QT Office. 

The Snowman Soup

- 1 package hot chocolate mix
- 3 Hershey Kisses
- 10 or so mini marshmallows
- 1 candy cane

Merry Christmas


(Put items in a colored plastic wrap, tied up in a pretty bow).

The poem is on attached "Recipe" card. Print it out on card stock.

The "Package":

Get a pretty Holiday or Winter mug and tuck some shred in the bottom.

Add the "Soup Mix" and tuck in a tube of Energizing Foot & Leg Treatment or hand cream. Punch a hole in a corner of the attached "recipe" card and tie to the handle of the mug. You can put it in cellophane and tie up with a pretty bow, if you want.

Designed by QT Office. 

The Snowman Soup

- 1 package hot chocolate mix
- 3 Hershey Kisses
- 10 or so mini marshmallows
- 1 candy cane

Merry Christmas

(Put items in a colored plastic wrap, tied up in a pretty bow).

The poem is on attached "Recipe" card. Print it out on card stock.

The "Package":

Get a pretty Holiday or Winter mug and tuck some shred in the bottom.

Add the "Soup Mix" and tuck in a tube of Energizing Foot & Leg Treatment or hand cream. Punch a hole in a corner of the attached "recipe" card and tie to the handle of the mug. You can put it in cellophane and tie up with a pretty bow, if you want.

Designed by QT Office. 