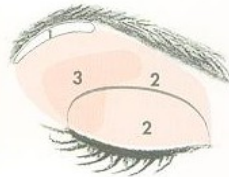


Wide-Set Eyes

You can spot these eyes as being more than one eye width apart. They're open and inviting, so try enhancing that quality while making them appear closer together by using stronger shades, particularly at the inner corners.

- 1. Highlighter shade:** Apply to brow bone.
- 2. Midtone shade:** Starting from the outer corner of the crease, bring the color toward the inside corner of the eye. Deepen the color on the inside corners and lid to help the eyes appear closer together.
- 3. Accent shade:** Starting slightly in from the outer corner, brush color across the upper lashline and into the crease of the eye. Also sweep it underneath the lower lashline, being careful not to extend it beyond the outer edge of the eye.
- 4. Eyeliner:** Glide a thin, soft stroke on upper and lower lashline just to the outer edge of the eye. Soften with the Eyeliner/Eyebrow Brush, if desired.
- 5. Mascara:** Sweep evenly onto upper and (if desired) lower lashes.



See Page 49 for the finished look.

Base Eye Color: _____

Midtown Eye Color: _____

Accent Eye Color: _____

Eyeliner Color: _____

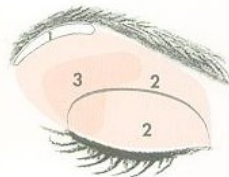
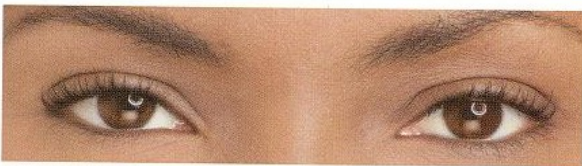
Mascara: _____

Other Colors Used:

Wide-Set Eyes

You can spot these eyes as being more than one eye width apart. They're open and inviting, so try enhancing that quality while making them appear closer together by using stronger shades, particularly at the inner corners.

- 1. Highlighter shade:** Apply to brow bone.
- 2. Midtone shade:** Starting from the outer corner of the crease, bring the color toward the inside corner of the eye. Deepen the color on the inside corners and lid to help the eyes appear closer together.
- 3. Accent shade:** Starting slightly in from the outer corner, brush color across the upper lashline and into the crease of the eye. Also sweep it underneath the lower lashline, being careful not to extend it beyond the outer edge of the eye.
- 4. Eyeliner:** Glide a thin, soft stroke on upper and lower lashline just to the outer edge of the eye. Soften with the Eyeliner/Eyebrow Brush, if desired.
- 5. Mascara:** Sweep evenly onto upper and (if desired) lower lashes.



See Page 49 for the finished look.

Base Eye Color: _____

Midtown Eye Color: _____

Accent Eye Color: _____

Eyeliner Color: _____

Mascara: _____

Other Colors Used:
